

TECA BY ALFREDO HÄBERLI WARDROBE / CHEST OF DRAWERS / BEDSIDE TABLE

The TECA wardrobe system consists of three basic modules and a base that allow customers to assemble the cabinet according to their own tastes. The modules (suspension and drawer units) stand on a graphic metal carriage and seem to float. The configuration of doors and drawers is eye-catching and the dimensions are subtle. The doors open over a rail and fold out like a book. And like the drawers, the doors are bevelled over their entire length, removing the need for handles and reinforcing the muted character of the TECA.

In addition Häberli created a sculptural and innovative Bedside Table, which is also a dress boy.

The colours selected by Alfredo Häberli accentuate the geometrical structure:

- If corpus in traffic white (RAL 9016) chipboard, then lacquered fronts in satin traffic white (RAL 9016) with high gloss papyrus white (RAL9018) as matching contrast color
- If corpus of lacquered MDF, then corpus / fronts in satin white grey (RAL 9002) with high gloss Pastel Violet (RAL 4009) or Reed Green (RAL 6013) or Squirrel Grey (RAL 7000) as contrast color

Materials:


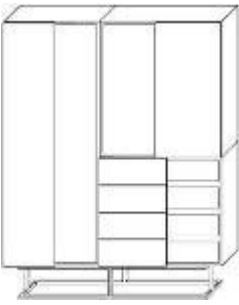
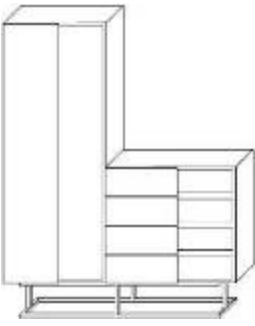

Base = powder coated metal in satin traffic white (RAL 9016),

Corpus = laminated chipboard in satin traffic white (RAL 9016) or lacquered MDF in any satin color

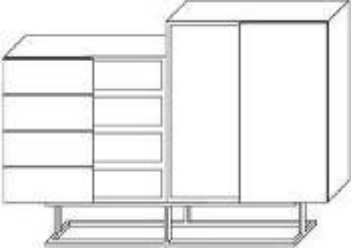
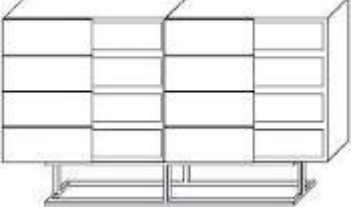
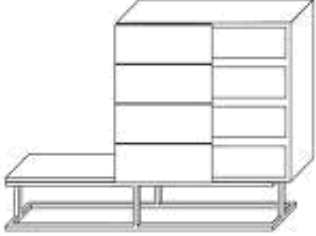
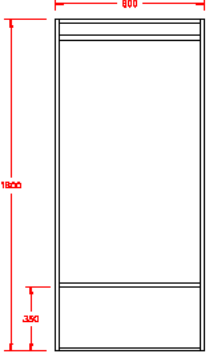
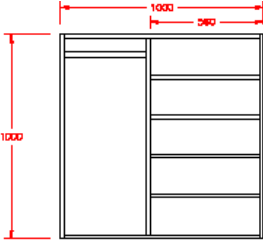
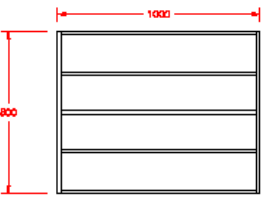
Drawers = laminated MDF in white

Fronts = lacquered MDF, satin or high gloss.



TECA BY ALFREDO HÄBERLI WARDROBE / CHEST OF DRAWERS/ BEDSIDE TABLE		Chipboard corpus laminated satin traffic white (RAL 9016) NEW		MDF corpus lacquered in any satin color	
		Contrast color satin	Contrast color high gloss	Contrast color satin	Contrast color high gloss
	<p>L 66 H100 D37 Bedside cabinet + dress boy</p> <p>Drawer can be mounted on the left or right side or in the length of the frame.</p> <p>Exterior dimensions: L37 H15 D 37</p> <p>Metal frame powder coated in satin white (RAL 9016). A thin stainless steel rail is mounted on top to avoid scratches on the coating</p>	option	option	option	option
	<p>L 180 H 207 D 60 Chest of drawers + high wardrobe + low wardrobe</p>	option	option	option	option
	<p>L 180 H 207 - 107 D 60 Chest of drawers + high wardrobe</p>	option	option	option	option
	<p>L 160 H 207 D 60 2 high wardrobe modules</p>	option	option	option	option

Dimensions are the external sizes. Teca is delivered in fully mounted modules, each one packed on a pallet.

TECA BY ALFREDO HÄBERLI WARDROBE / CHEST OF DRAWERS/ BEDSIDE TABLE		Chipboard corpus laminated satin traffic white (RAL 9016) NEW		MDF corpus lacquered in any satin color	
		Contrast color satin	Contrast color high gloss	Contrast color satin	Contrast color high gloss
	L 180 H 107 - 127 D 60 Chest of drawers + low wardrobe	option	option	option	option
	L 200 H 107 D 60 2 chest of drawer modules (=8 drawers)	option	option	option	option
	L 160 H 27 - 107 D 60 4 drawers	option	option	option	option
<div style="display: flex; justify-content: space-around; align-items: flex-end;"> <div data-bbox="204 1413 411 1765">  <p>High Wardrobe L 80 H 180 D 60</p> </div> <div data-bbox="603 1525 866 1765">  <p>Low Wardrobe L 100 H 100 D 60</p> </div> <div data-bbox="1050 1570 1313 1765">  <p>Chest of Drawers L 100 H 80 D 60</p> </div> </div> <p>Dimensions are the external sizes. Teca is delivered in fully mounted modules, each one packed on a pallet.</p>					